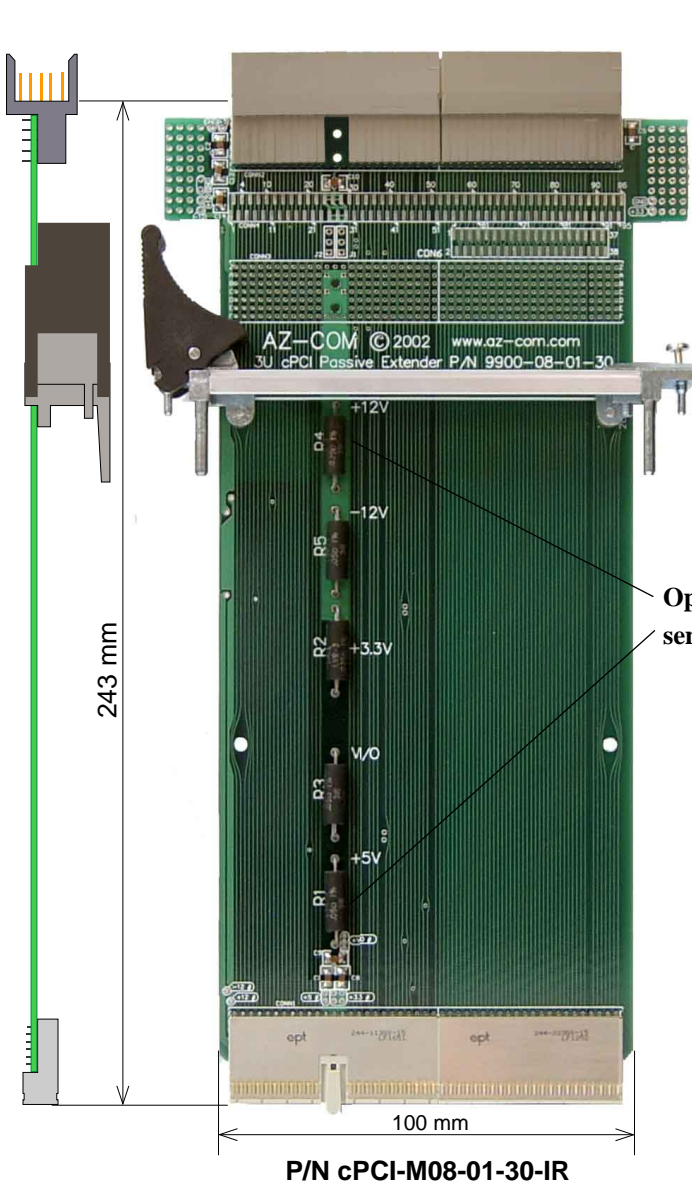

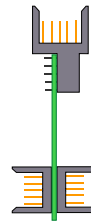


# 3U Passive Extender with Male Top

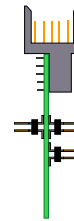


**P/N cPCI-M08-01-30-IR**



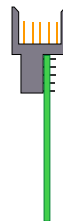
**P/N cPCI-M08-01-30-CFR**

Includes Front and Rear I/O connectors below top connector.



**P/N cPCI-M08-01-30-H**

Includes pin header for easy probing.



**P/N cPCI-M08-01-30-TR**

Has top connector mounted on the opposite side making it Rear I/O.

## SPECIFICATIONS:

<b>P/N cPCI-M08-01-30</b>	basic extender.
<b>P/N cPCI-M08-01-30-CFR</b>	includes backplane connectors.
<b>P/N cPCI-M08-01-30-H</b>	includes pin header.
<b>P/N cPCI-M08-01-30-IR</b>	includes .05 Ohm resistors.
<b>P/N cPCI-M08-01-30-TR</b>	rear I/O top connector.
Connections:	According to PICMG 2.0 R3.0
Maximum Current:	Power 1A/pin, Signal 50mA/pin
Dimensions:	254 mm x 127 mm
Weight:	8 oz (220 gram)
Pin Header:	dual row 2 mm spaced, 0.020" post.
Material:	4 layer FR4

The CompactPCI 3U Passive Extender is a classic extender card used for prototyping, designing, and troubleshooting 3U cPCI adapter cards. It provides the ability to test current consumption in each power line or to connect an external power supply for voltage margining. It has a small breadboard area for custom circuitry and, depending on version, it also includes secondary R/A connectors below top connector or a pin header for probing all cPCI signals. Connector signals are connected as per rev. 3.0 of cPCI specifications: J2 signals routed 1-1. This extender raises tested card 243 mm.

For other related products or optional and custom configurations visit our website or call us at the number below.